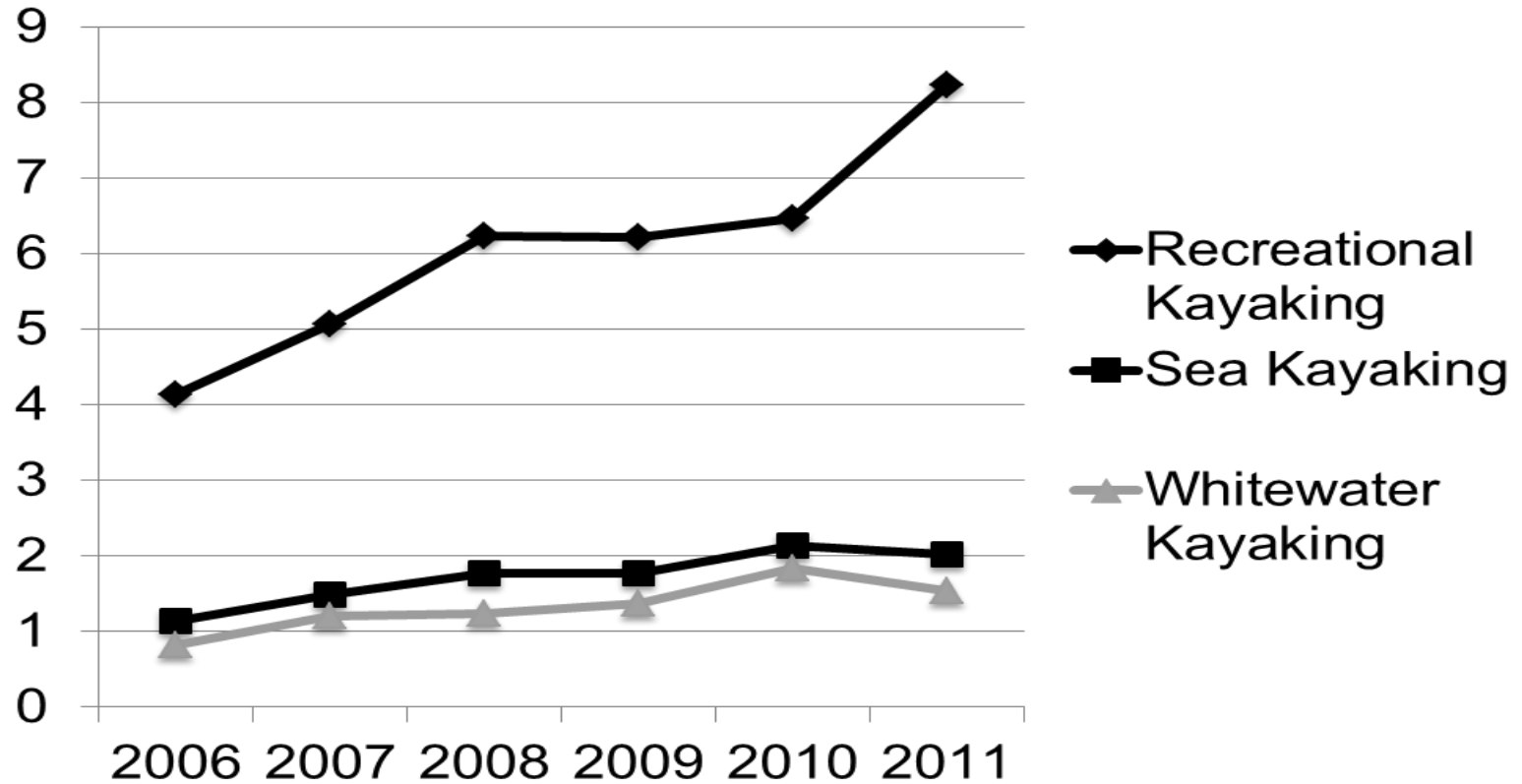




Kayak Safety

Ron Price and Wendy Norwitz
U.S. Coast Guard Auxiliary
March 2018

Paddle Sport Participation



Requirements

- Life Jacket
- Sound-producing device
- All around white light at night (and periods of reduced visibility)



Optional, But Important

- Flotation for Kayak
- Visibility (Clothes, Boat, Group)
- Communications
- Proper Gear (Bulkheads, Bags, Lines, Covers)

Flotation

- Yours
 - Your life jacket—wear it
 - Stay with the boat—it floats
- Your boat's
 - Some Neutral buoyancy +
 - Added floatation bags

Visibility

Paddle **flash**

MOTION

Group Size

Clothing



Communications

- Distress signals

- Sound
- Visual



- Electronics

- Cell phones, radios
- DSC
- PLBs



Manage Risks

- Situational Awareness—
 - Weather
 - Seas
 - Other vessels, channels, and course
 - Your limits
 - Your equipment's limits
- Float Plan
- Practice using your safety gear, at least annually



Put your name and your home telephone number on your boat!

Vessel Identification Sticker for Canoe, Kayak or Rowboat
IF FOUND - CONTACT

Name: John Doe

Phone: Home phone

Phone: Another phone-spouse cell

 Use waterproof marker 

If you had your cell phone in the kayak, it won't work wet!

Expand and Enjoy

- Expand your skills, knowledge, and PBs
 - CPA
 - ACA, NASBLA, SafeBoater
 - Meetups
 - Demo Days
 - Try new equipment

Enjoy your time on the water

Questions?

- Contact me at: wnhockey@yahoo.com
- More information about Paddle Sport safety:

<http://auxbdeptwiki.cgaux.org/index.php?title=Paddlesports>

